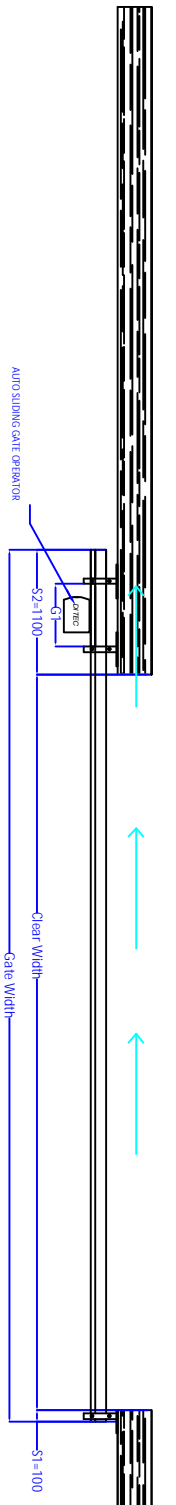
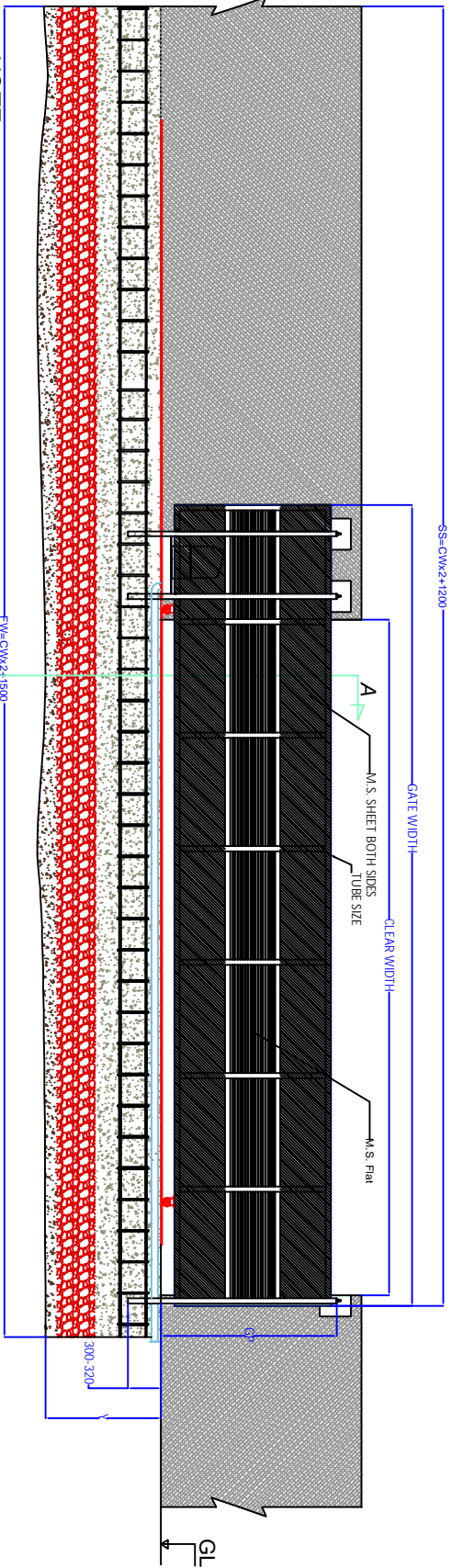
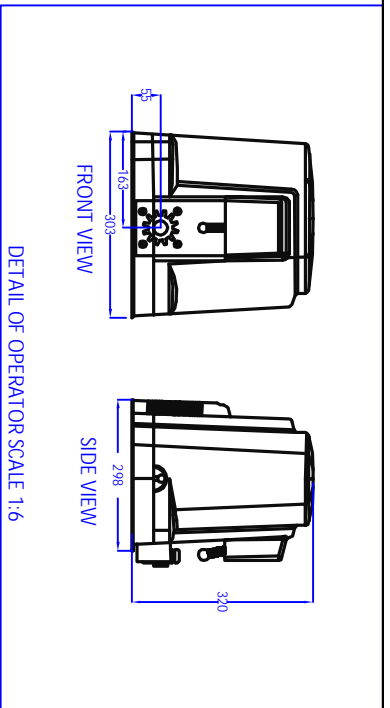


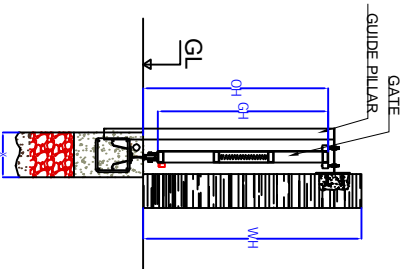
SS	SLIDING SPACE FOR GATE
CW	CLEAR WIDTH
GW	GATE WIDTH
WH	WALL HEIGHT
GH	GATE HEIGHT
OH	OVERALL HEIGHT OF GATE
S2	OVERLAP
GP	GUIDE PILLAR HEIGHT
FW	WIDTH OF FOUNDATION
X	400 TO 500 mm.
Y	1000 TO 1200 mm.
G1	500 TO 800 mm.
G2	70 TO 100 mm.



Top View



Front View From Inside



section at A-A'

NOTE :-
1. SOME SIZE MAY BE CHANGE ACCORDING TO SIZE OF GATE.

SCALE-NITS

Note:

This drawing is the soul property of (TAS) Do not copy/reproduce /share with others without our permission.

GROUP :- Automatic Entrance Gates			PRODUCT :- Sliding Gate Operator			MODEL NO.:- RIB-K-800 without Controller		
REV	DATE	DESCRIPTION	DRAWN BY	APPROVED BY	DATE	DRAWN BY	CHECKED BY	APPROVED BY
00	01-10-18	ISSUED FOR APPROVAL	SOHRAB KHAN	MOHD.AMIL	01-10-18	SOHRAB KHAN	MOHD.AMIL	KAPIL SACHDEV
			PRO NO.:- 3861			DRAWING NO. :- GA-339 (PRO3861) RIB-K-800 without Controller		

