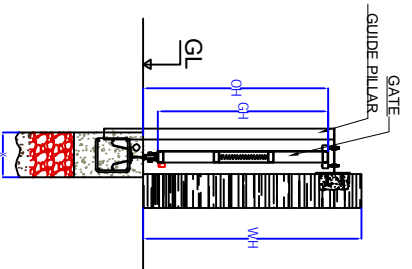
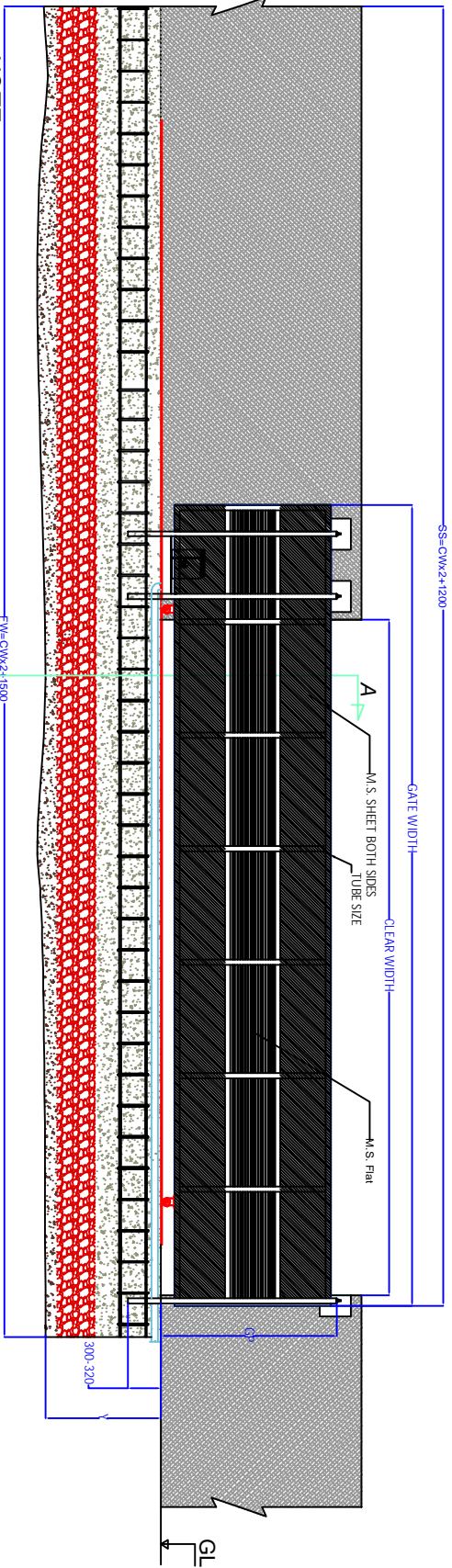
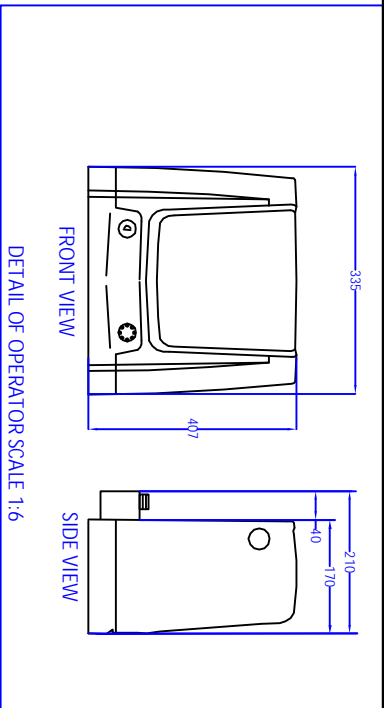
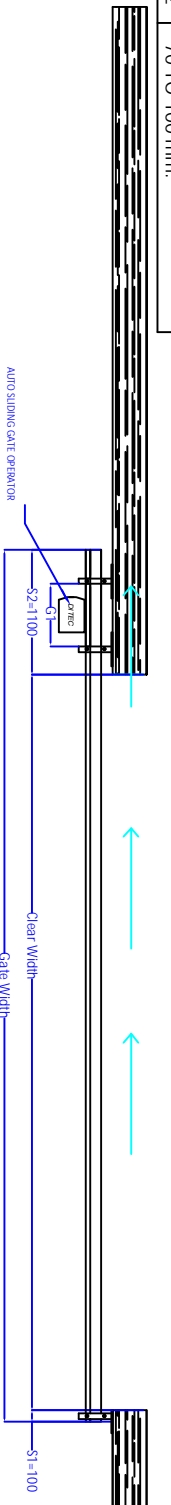


SS	SLIDING SPACE FOR GATE
CW	CLEAR WIDTH
GW	GATE WIDTH
WH	WALL HEIGHT
GH	GATE HEIGHT
OH	OVERALL HEIGHT OF GATE
S2	OVER LAP
GP	GUIDE PILLAR HEIGHT
FW	WIDTH OF FOUNDATION

X	400 TO 500 mm.
Y	1000 TO 1200 mm.
G1	500 TO 800 mm.
G2	70 TO 100 mm.



**NOTE :-**  
1. SOME SIZE MAY BE CHANGE ACCORDING TO SIZE OF GATE.

**SCALE-N-TS**

Note: GROUP :- Automatic Entrance Gates

PRODUCT :-

Auto Sliding Gate Operator

MODEL NO:- Ditec NEOS600EH

This drawing is the soul property of (TAS) Do not copy/reproduce /share with others without our permission.

REV	DATE	DESCRIPTION	DRAWN BY	APPROVED BY	DATE	DRAWN BY	CHECKED BY	APPROVED BY
00	01-10-18	ISSUED FOR APPROVAL	SOHRAB KHAN	MOHD.AMIL	01-10-18	SOHRAB KHAN	MOHD.AMIL	KAPIL SACHDEV

PRO NO :- 5425      DRAWING NO :- GA-380 (PRO5425) Ditec NEOS600EH